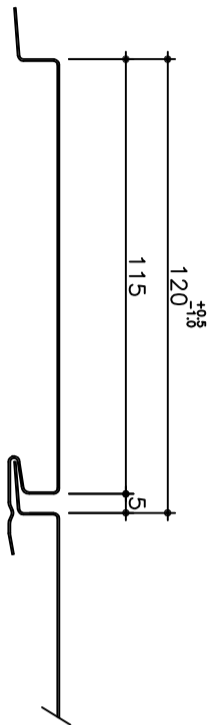
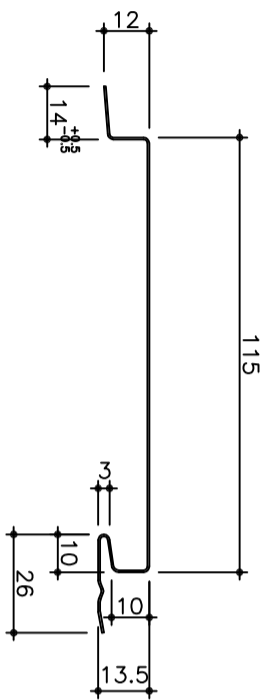
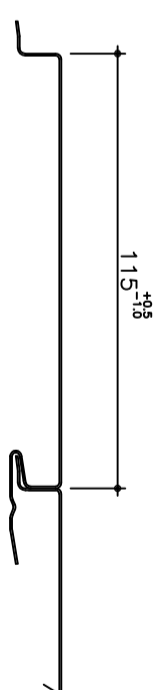
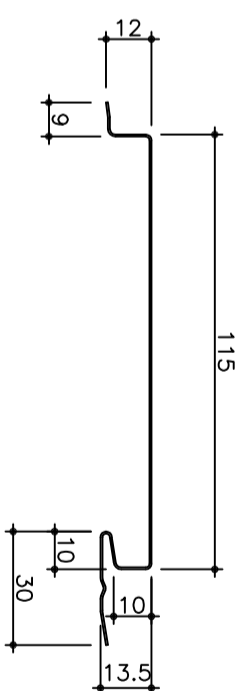


■カラー鋼板(ロールフナーミング)

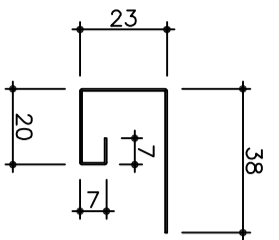
St120タイプ 120F型 働き巾120^{+0.8}mm t=0.5
(目地ありタイプ)



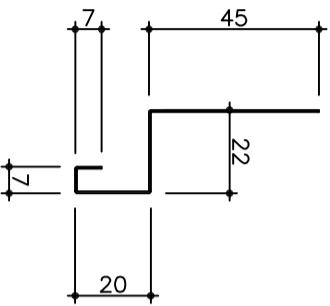
St120タイプ 115F型 働き巾115^{+0.8}mm t=0.5
(目地なしタイプ)



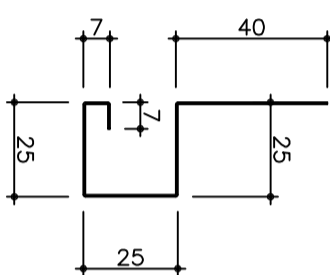
廻り縁 C-101 2m



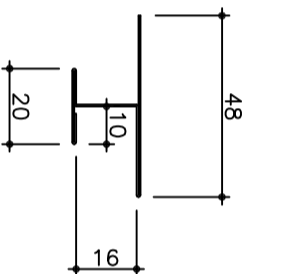
水切 C-202 2m



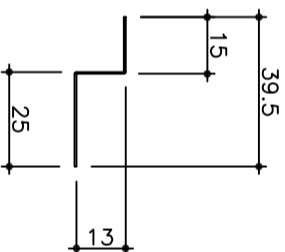
腰水切り C-250 2m



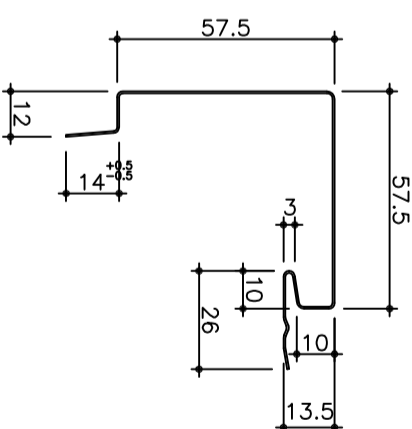
H型接続 C-400 2m



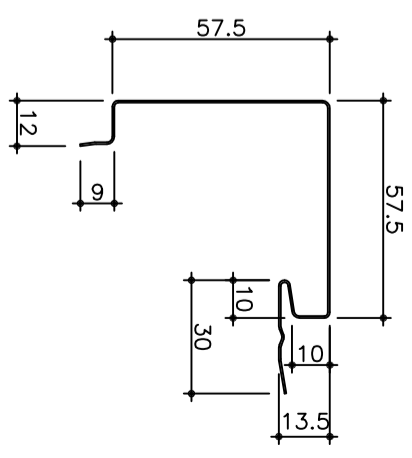
捨て板 C-5 2m



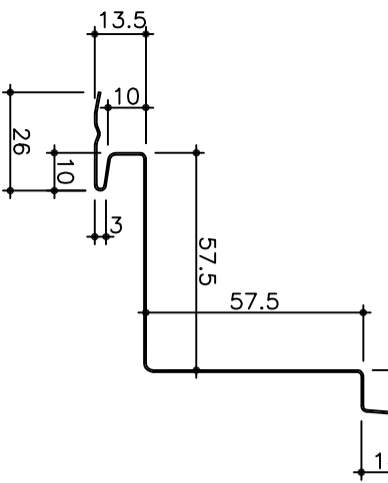
出隅(C-303) 2m
(目地ありタイプ)



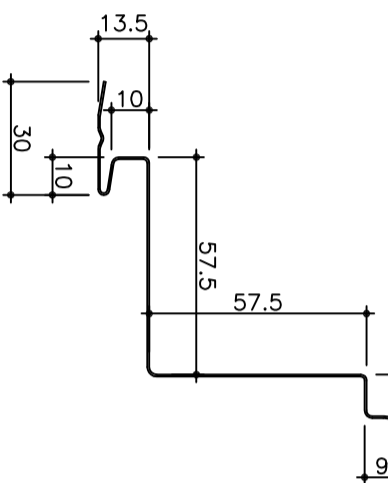
出隅(C-303) 2m
(目地なしタイプ)



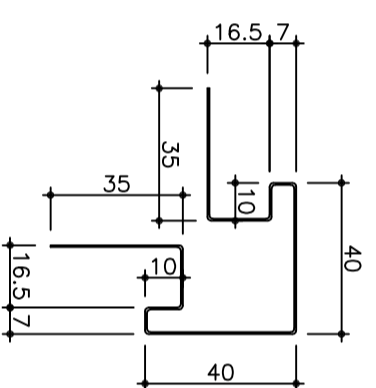
入隅(C-304) 2m
(目地ありタイプ)



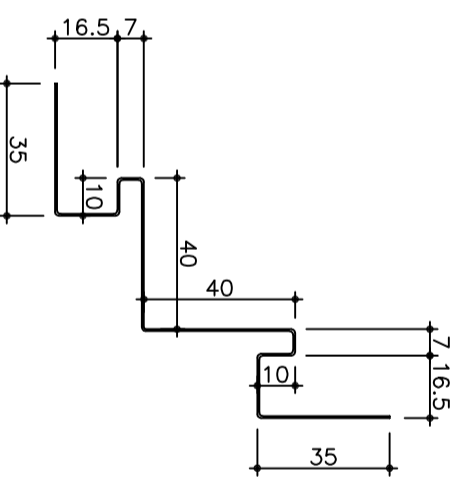
入隅(C-304) 2m
(目地なしタイプ)




横張用出隅(C-310) 2m



横張用入隅(C-311) 2m



笠木(C-145) 2m



カラー鋼板F型スパン・付属品

St120タイプ

断面形状寸法図

Scale: 1/2